V5
ESC 1:50



SEÇÃO A-A
ESC 1:25

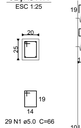

29 N1 ø5.0 C=66

V6
ESC 1:50



SEÇÃO A-A
ESC 1:25

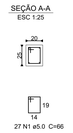

27 N1 ø5.0 C=66

V7
ESC 1:50



SEÇÃO A-A
ESC 1:25

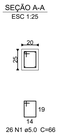

26 N1 ø5.0 C=66

V16
ESC 1:50



SEÇÃO A-A
ESC 1:25

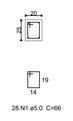

28 N1 ø5.0 C=66

V9
ESC 1:50



SEÇÃO A-A
ESC 1:25

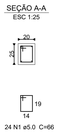

24 N1 ø5.0 C=66

V10
ESC 1:50



SEÇÃO A-A
ESC 1:25

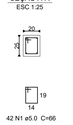

42 N1 ø5.0 C=66

V11
ESC 1:50



SEÇÃO A-A
ESC 1:25

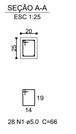

28 N1 ø5.0 C=66

V3
ESC 1:50



SEÇÃO A-A
ESC 1:25

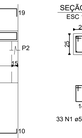

33 N1 ø5.0 C=66

Características dos materiais

fck (kgf/cm²)	Ecs (kgf/cm²)
250	269800

Dimensão máxima do agregado = 19 mm

Pilares

Nome	Seção (cm)	Elevação (cm)	Nível (cm)
P1	15 x 25	425	673
P2	15 x 25	425	673
P3	15 x 25	425	673
P4	15 x 25	425	673
P5	15 x 25	425	673
P6	15 x 25	425	673
P7	15 x 25	425	673
P8	15 x 25	425	673
P9	15 x 25	425	673
P10	15 x 25	425	673
P11	15 x 25	425	673
P12	15 x 25	425	673
P13	15 x 25	425	673
P14	15 x 25	425	673
P15	15 x 25	425	673
P16	15 x 25	425	673
P17	15 x 25	690	985
P18	15 x 25	690	985
P19	15 x 25	690	985
P20	15 x 25	690	985
P21	15 x 25	690	985
P22	15 x 25	690	985
P23	15 x 25	690	985
P24	15 x 25	690	985
P25	15 x 25	690	985
P26	15 x 25	690	985

Vigas

Nome	Seção (cm)	Elevação (cm)	Nível (cm)
V1	20x25	25	425
V2	20x25	25	425
V3	20x25	25	425
V4	20x25	25	425
V5	20x25	25	425
V6	20x25	25	425
V7	20x25	25	425
V8	20x25	25	425
V9	20x25	25	425
V10	20x25	25	425
V11	20x25	25	425
V12	20x25	25	425
V13	20x25	25	425
V14	20x25	25	425
V15	20x25	25	425
V16	20x25	25	425
V17	20x25	25	690
V18	20x25	25	690
V19	20x25	25	690
V20	20x25	25	690
V21	20x25	25	690
V22	20x25	25	690
V23	20x25	25	690
V24	20x25	25	690
V25	20x25	25	690
V26	20x25	25	690
V27	20x25	25	690

Relação do aço

16xP1	10xP17	V1	V14	V19	V24
V2	V3	V4	V15	V20	V25
V5	V6	V7	V16	V21	V26
V8	V9	V10	V17	V22	V27
V11	V12	V13	V18	V23	

Resumo do aço

AÇO	DIAM (mm)	C.TOTAL (m)	PESO + 10 % (kg)
CA50	8.0	400,74	173,93
	10.0	297,52	201,78
CA60	5.0	687,78	116,58
PESO TOTAL (kg)			
CA50	375,71		
CA60	116,58		

Volume de concreto (C-25)= 7,33 m³
Área de forma = 138,60 m²

V13
ESC 1:50



SEÇÃO A-A
ESC 1:25

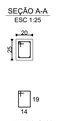

44 N1 ø5.0 C=66

V14
ESC 1:50



SEÇÃO A-A
ESC 1:25

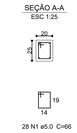

28 N1 ø5.0 C=66

V15
ESC 1:50



SEÇÃO A-A
ESC 1:25

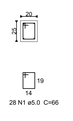

28 N1 ø5.0 C=66

V2
ESC 1:50



SEÇÃO A-A
ESC 1:25

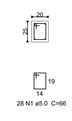

28 N1 ø5.0 C=66

P1=P2=P3=P4=P5=P6=P7=P8=P9=P10=
P11=P12=P13=P14=P15=P16

RESPALDO - L1
ESC 1:20



V1
ESC 1:50

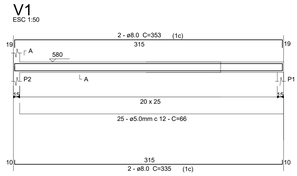

SEÇÃO A-A
ESC 1:25

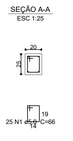

25 N1 ø5.0 C=66

V8
ESC 1:50



SEÇÃO A-A
ESC 1:25

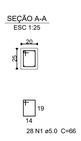

28 N1 ø5.0 C=66

V12
ESC 1:50



SEÇÃO A-A
ESC 1:25

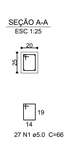

27 N1 ø5.0 C=66

V4
ESC 1:50



SEÇÃO A-A
ESC 1:25

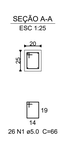

26 N1 ø5.0 C=66

V17
ESC 1:50



SEÇÃO A-A
ESC 1:25

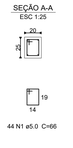

44 N1 ø5.0 C=66

V18
ESC 1:50



SEÇÃO A-A
ESC 1:25

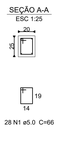

28 N1 ø5.0 C=66

V19
ESC 1:50



SEÇÃO A-A
ESC 1:25

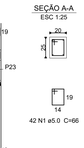

42 N1 ø5.0 C=66

V26
ESC 1:50



SEÇÃO A-A
ESC 1:25

29 N1 ø5.0 C=66

V20
ESC 1:50

SEÇÃO A-A
ESC 1:25

28 N1 ø5.0 C=66

V21
ESC 1:50

SEÇÃO A-A
ESC 1:25

28 N1 ø5.0 C=66

V22
ESC 1:50

SEÇÃO A-A
ESC 1:25

28 N1 ø5.0 C=66

V27
ESC 1:50

SEÇÃO A-A
ESC 1:25

26 N1 ø5.0 C=66

V23
ESC 1:50

SEÇÃO A-A
ESC 1:25

41 N1 ø5.0 C=66

V24
ESC 1:50

SEÇÃO A-A
ESC 1:25

22 N1 ø5.0 C=66

V25
ESC 1:50

SEÇÃO A-A
ESC 1:25

29 N1 ø5.0 C=66

P17=18=P19=P20=P21=P22=P23=P24=P25=P26

RESPALDO - L1
ESC 1:20

FOLHA: 3/3

PROJETO ESTRUTURAL

REFORMA DA CÂMARA M. CAPINÓPOLIS

PROP.: CÂMARA MUNICIPAL DE CAPINÓPOLIS-MG

ÁREAS (m²)

TERRENO	2.340,00 m²
CONSTRUÍDO	549,57 m²
ÁREA TOTAL - CONSTRUÍDA	549,57 m²

OBRA: REFORMA DO TELHADO

LOCAL: AVENIDA 113 NÚMERO 682 - BAIRRO PARAÍSO CAPINÓPOLIS - MG

SITUAÇÃO:

ASSINATURAS

PROP.: CAMARA MUNICIPAL DE CAPINOPOLIS
Documento assinado digitalmente
gov.br
VICENTE DE PAULA FONTOURA FILHO
Data: 05/11/2026 09:22:29-0300
Verifique em https://validar.iti.gov.br

R.T.:

PROJETO: VICENTE DE PAULA FONTOURA FILHO
ENG° CIVIL - CREA: 74.313-D/MG

MEDIDAS: CENTÍMETROS
ESCALAS: INDICADAS

CONTÉM: DETALHES DE VIGAS DE FORRO E PISO E PILARES

DATA: AGOSTO/2026

DESENHO: Fontoura